

Product Data Sheet

DIAION™ SMT100L

DIAION™ SMT100L is a mixed resin with strongly acidic cation exchange resin, DIAION™ SKT10L, and strongly basic anion exchange resin, DIAION™ SAT10L. It is used for non-regenerable mixed bed for ultrapure water.

Product

Grade Name	DIAION™ SMT100L	
Type	Mixed	
Matrix	Styrene-DVB, Gel	
Functional Group	Sulfonic acid / Type I (trimethyl ammonium groups)	
Ionic Form	H ⁺ / OH ⁻	
Chemical Equivalent Ratio	1 / 1	

Specification

Component	Mixed resin		
Outlet Resistivity	MΩ·cm	18 min.	
ΔTOC	ppb	10 max.	
Component	Cation exchange resin	Anion exchange resin	
	DIAION™ SKT10L	DIAION™ SAT10L	
Color and Shape	-	Brown Translucent Beads	Light Yellow Translucent Beads
Salt Splitting Capacity	meq/mL	1.7 min.	0.9 min.
Water Content	%	50 - 60	62 - 72
Particle Size Distribution on 1180 μm	%	5 max.	5 max.
Particle Size Distribution thr. 425 μm	%	1 max.	1 max.
Effective Size	mm	0.45 min.	0.45 min.
Uniformity Coefficient	-	1.6 max.	1.6 max.
Ionic Form Conversion (H ⁺)	eq%	99.9 min.	-
Ionic Form Conversion (OH ⁻)	eq%	-	90 min.
Ionic Form Conversion (Cl ⁻)	eq%	-	1 max.
ΔTOC	ppb	20 max.	20 max.
Outlet Resistivity	MΩ·cm	12 min.	15 min.

Typical Properties

Component	Mixed resin		
Shipping Density	g/L	710	
Component	Cation exchange resin	Anion exchange resin	
	DIAION™ SKT10L	DIAION™ SAT10L	
Mean Particle Size	μm	710	720
Particle Density	g/mL	1.20	1.07
Total Swelling (Na ⁺ to H ⁺)	%	9	-
Total Swelling (Cl ⁻ to OH ⁻)	%	-	24

Recommended Operating Conditions

Maximum Operating Temperature	°C	60
Operating pH Range		0 - 14
Minimum Bed Depth	mm	800
Service Flow Rate	m/h	10 - 60



Hydraulic Characteristics

The approximate pressure drop at various temperatures and flow rates for each meter of bed depth of DIAION™ SMT100L resin in normal down flow operation is shown in the graphs below.

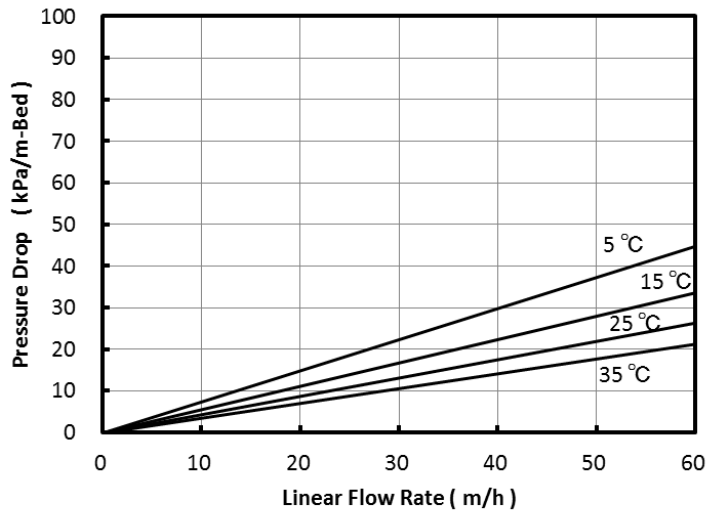


Fig. 1 Pressure Drop of SMT100L

Rinse Performance

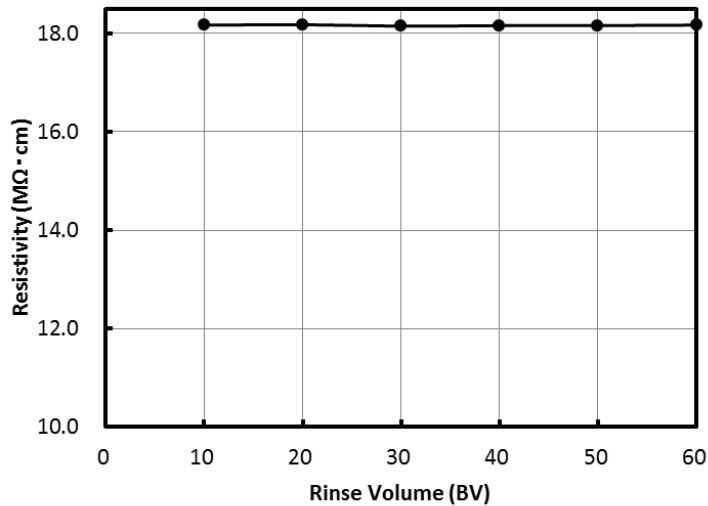


Fig. 2 Resistivity versus Rinse Volume for SMT100L
Flow rate : SV 20 (10 L/hr), Resin volume : 500 mL-R

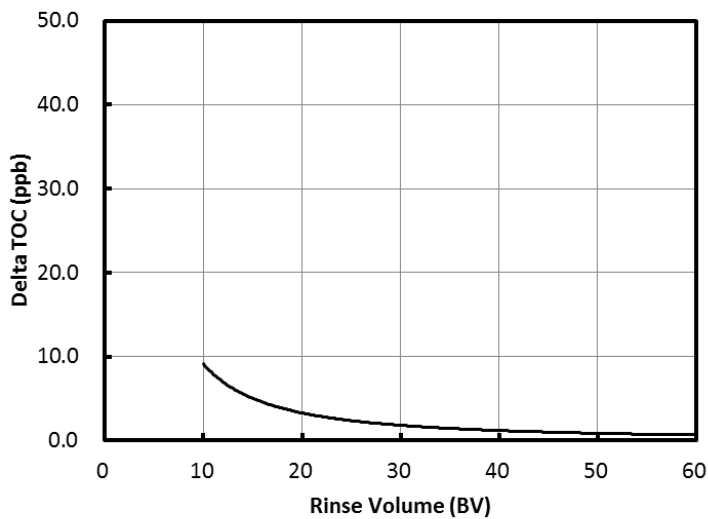


Fig. 3 Delta TOC versus Rinse Volume for SMT100L
Flow rate : SV 20 (10 L/hr), Resin volume : 500 mL-R

Notice

This information are given in good faith but without warranty, and this also applies where proprietary rights of third parties are involved. The application, use and processing of our products are beyond our control and therefore your own responsibility.

