

Product Data Sheet

DIAION™ SMT200L

DIAION™ SMT200L is a mixed resin with strongly acidic cation exchange resin, DIAION™ SKT20L, and strongly basic anion exchange resin, DIAION™ SAT20L. It is used for non-regenerable mixed bed for semiconductor ultrapure water.

Product

Grade Name	DIAION™ SMT200L	
Type	Mixed	
Matrix	Styrene-DVB, Gel	
Functional Group	Sulfonic acid / Type I (trimethyl ammonium groups)	
Ionic Form	H ⁺ / OH ⁻	
Chemical Equivalent Ratio	1 / 1	

Specification

Component		Mixed resin	
Resistivity after 12 hours	MΩ·cm	18.1 min.	
ΔTOC after 12 hours	ppb	1.0 max.	
Component		Cation exchange resin	Anion exchange resin
		DIAION™ SKT20L	DIAION™ SAT20L
Color and Shape	-	Brown Translucent Beads	Light Yellow Translucent Beads
Salt Splitting Capacity	meq/mL	1.7 min.	0.9 min.
Water Content	%	50 - 60	62 - 72
Particle Size Distribution on 1180 μm	%	5 max.	5 max.
Particle Size Distribution thr. 425 μm	%	1 max.	1 max.
Effective Size	mm	0.45 min.	0.45 min.
Uniformity Coefficient	-	1.6 max.	1.6 max.
Ionic Form Conversion (H ⁺)	eq%	99.9 min.	-
Ionic Form Conversion (OH ⁻)	eq%	-	90 min.
Ionic Form Conversion (Cl ⁻)	eq%	-	1 max.
Metal Content (Na)	ppb/dry-g	1000 max.	1000 max.
Metal Content (Ca)	ppb/dry-g	1000 max.	1000 max.
Metal Content (Fe)	ppb/dry-g	1000 max.	1000 max.
Metal Content (Zn)	ppb/dry-g	1000 max.	1000 max.
ΔTOC after 12 hours	ppb	5.0 max.	1.0 max.
Resistivity after 12 hours	MΩ·cm	16 min.	18.1 min.

Typical Properties

Component		Mixed resin	
Shipping Density	g/L	710	
Component		Cation exchange resin	Anion exchange resin
		DIAION™ SKT20L	DIAION™ SAT20L
Mean Particle Size	μm	710	720
Particle Density	g/mL	1.20	1.07
Total Swelling (Na ⁺ to H ⁺)	%	9	-
Total Swelling (Cl ⁻ to OH ⁻)	%	-	24

Recommended Operating Conditions

Maximum Operating Temperature	°C	60
Operating pH Range		0 - 14
Minimum Bed Depth	mm	800
Service Flow Rate	m/h	10 - 60



Hydraulic Characteristics

The approximate pressure drop at various temperatures and flow rates for each meter of bed depth of DIAION™ SMT200L resin in normal down flow operation is shown in the graphs below.

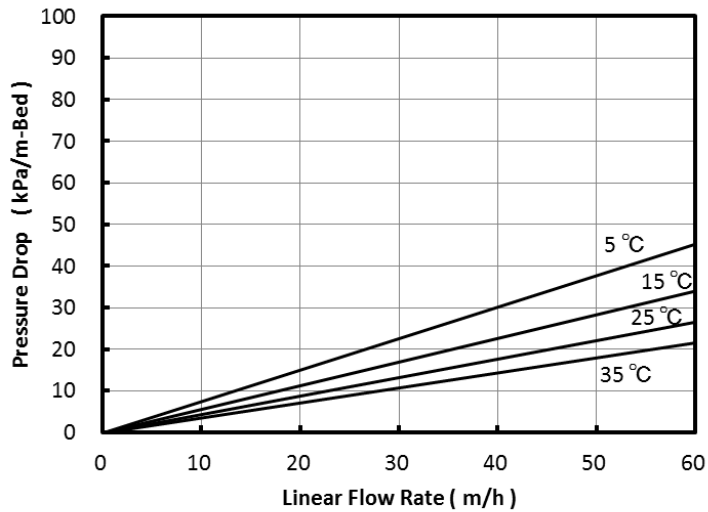


Fig. 1 Pressure Drop of SMT200L

Rinse Performance

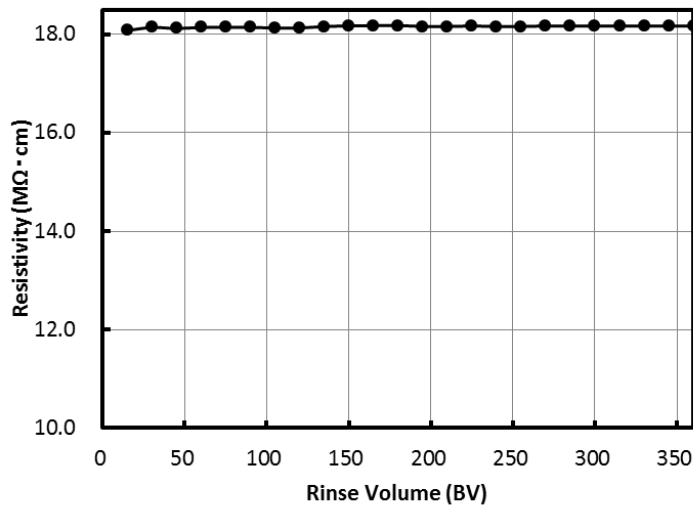


Fig. 2 Resistivity versus Rinse Volume for SMT200L
Flow rate : SV 30 (15 L/hr), Resin volume : 500 mL-R

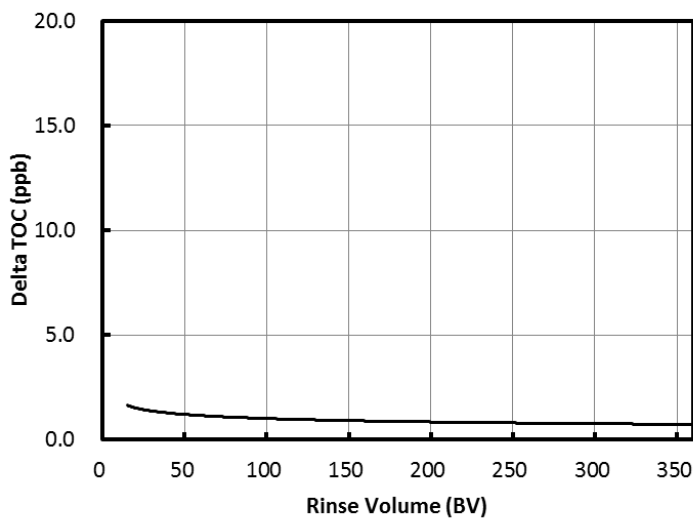


Fig. 3 Delta TOC versus Rinse Volume for SMT200L
Flow rate : SV 30 (15 L/hr), Resin volume : 500 mL-R

Notice

This information are given in good faith but without warranty, and this also applies where proprietary rights of third parties are involved. The application, use and processing of our products are beyond our control and therefore your own responsibility.

