

RAPID SPS

Evidence Sheet Resistance to organic solvents

【Summary】

Researchers use plate seals to cover well plates. Therefore, one of criteria for moderate plate seals is resistance to solvents used for experiments and analysis. We compared the organic solvent resistance, such as methanol, acetonitrile and DMSO, between RAPID SPS and conventional plate seals, such as Seal A, B and C. The evaluation was based on LC/MS (microTOF II, Bruker Daltonics) of each eluent after soaking each seal in the solvents. Results clearly showed higher organic solvent resistance of RAPID SPS over conventional seals. The difference was due to siloxane elution out of silicon based adhesive of conventional seals. On the other hand, RAPID SPS used synthetic rubber adhesive instead of silicon adhesive.

【Method】

A piece of each plate seal was placed in a 1.5ml tube for soaking in organic solvents such as MeOH, AcCN, DMSO. The tubes were incubated for 6 days after vortex and sonication. For LC/MS analysis, three samples from each tube were analyzed (see Figure 1).

HPLC Condition

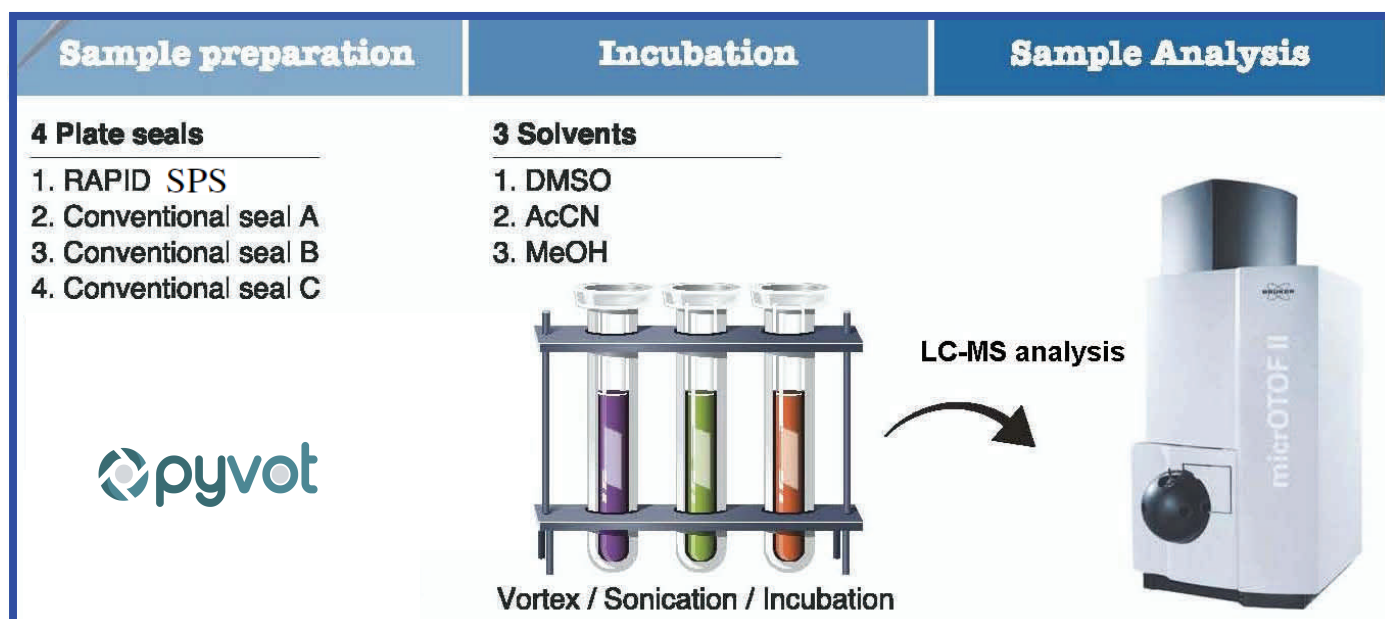
- Mobile A : Water
- Mobile B : MeOH
- Column : RP-C18, 2.0 x 50 mm
- Column oven : 40 °C
- Flow rate : 0.3 mL/min
- Gradient : 0/10 – 2/10 – 10/95 – 15/95 – 16/10 – 25/10 (min/%B)
- Injection volume : 2 uL

MS Condition

(microTOF II, Bruker Daltonics)

- Ion source : ESI source
- Mode : Positive Full scan mode

< Figure 1 : Diagram of experiment >

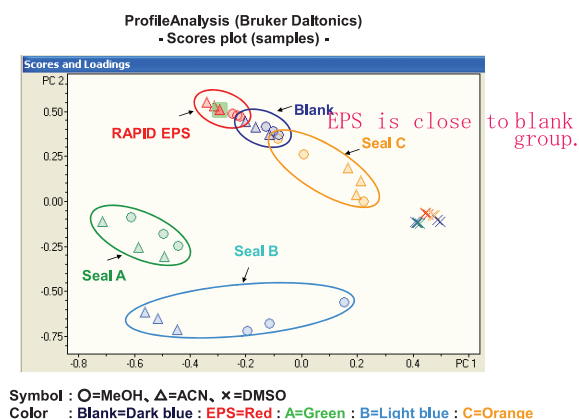


【Result】

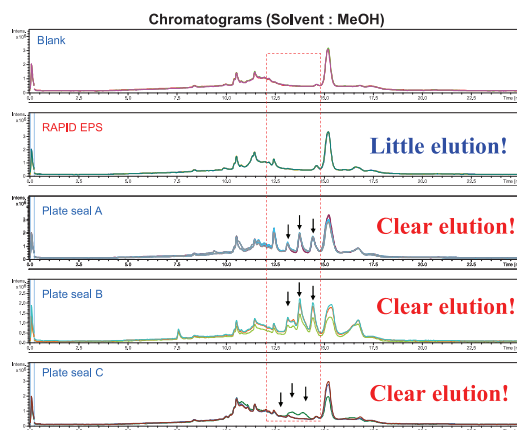
Principal component analysis indicated RAPID SPS had less elution of adhesive material compared with conventional seals (Figure 2). The group circled in red was closer to Blank group circled in blue than other groups (Figure 2). LC chromatogram (Figure 3, 4, and 5) showed more background peaks from conventional seals than RAPID SPS. The investigation of these peaks revealed the peaks were siloxane from silicon adhesive of conventional seals (Figure 6 and 7).

This evaluation demonstrated that RAPID SPS has resistance to methanol, acetonitrile and DMSO. This feature brings other benefits as plate seals for analysis, such as less stickiness to needles and the prevention of needle blockage.

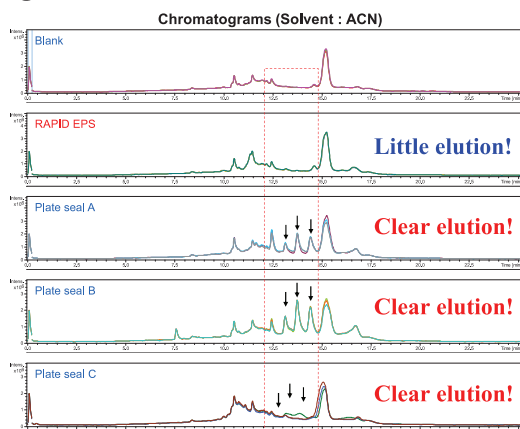
< Figure 2 : Principal component analysis >



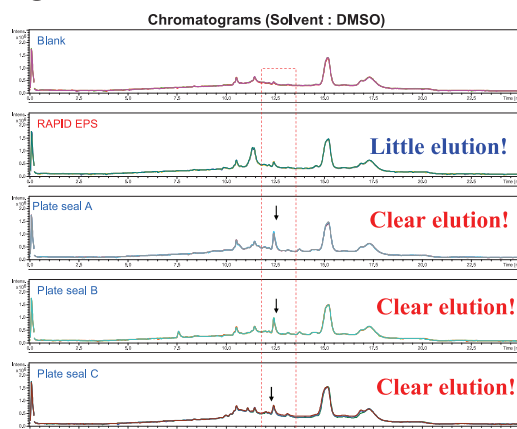
< Figure 3 : Resistance to MeOH >



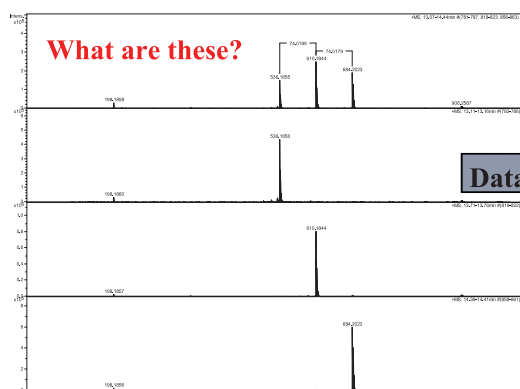
< Figure 4 : Resistance to AcCN >



< Figure 5 : Resistance to DMSO >



< Figure 6 : Analysis on eluents >



< Figure 7 : Data survey >

