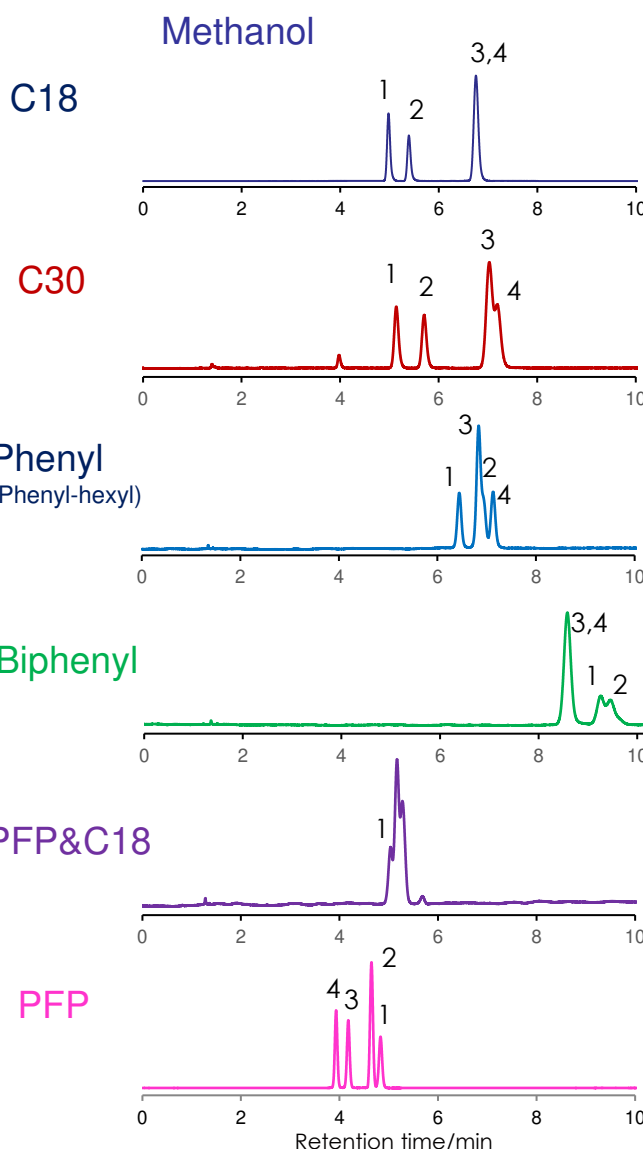
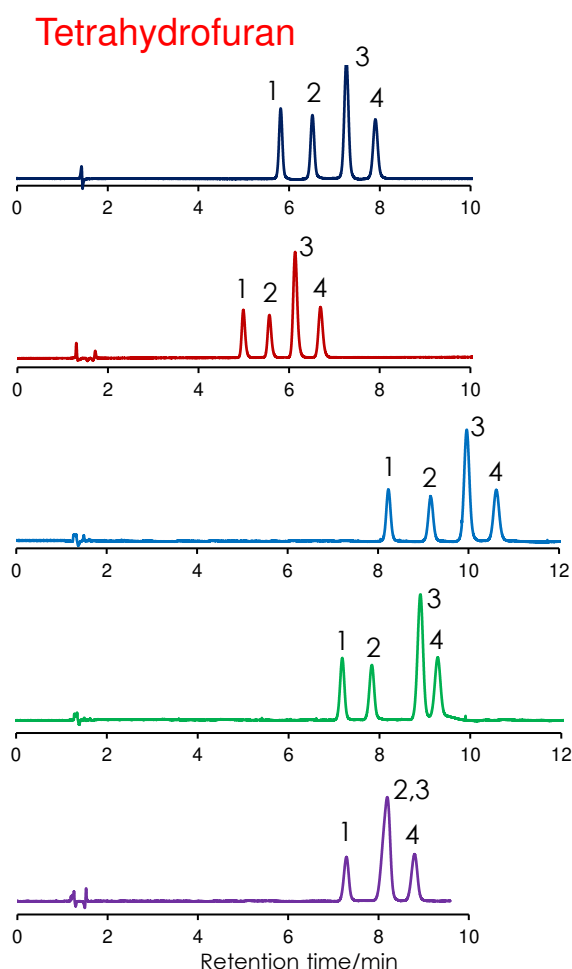


副腎皮質ステロイド類の分離 (3)

Corticosteroids (3)

SunShell C18 2.6 μ m, 150 x 4.6 mm i.d.
 SunShell C30 2.6 μ m, 150 x 2.1 mm i.d.
 SunShell Phenyl 2.6 μ m, 150 x 4.6 mm i.d.
 SunShell Biphenyl 2.6 μ m, 150 x 4.6 mm i.d.
 SunShell PFP&C18 2.6 μ m, 150 x 4.6 mm i.d.
 SunShell PFP 2.6 μ m, 150 x 4.6 mm i.d.



Column: SunShell C18 2.6 μ m 150 x 4.6 mm
 SunShell C30 2.6 μ m 150 x 2.1 mm
 SunShell Phenyl 2.6 μ m 150 x 4.6 mm
 SunShell Biphenyl 2.6 μ m 150 x 4.6 mm
 SunShell PFP&C18 2.6 μ m 150 x 4.6 mm
 SunShell PFP 2.6 μ m 150 x 4.6 mm

Mobile phase: A) THF:water = 20:80
 B) Methanol:water = 50:50

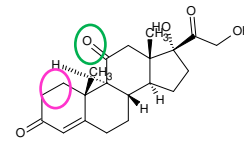
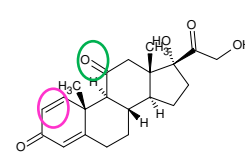
Flow rate: 1.0 mL/min, 0.2 mL/min for only C30

Temperature: 25 °C

Detection: UV@250nm

Sample: 1= Prednisone

2 = Cortisone



3 = Prednisolone

4 = Hydrocortisone

