

Application Data

No. 1140

ChromaNik
ChromaNik Technologies Inc.

o-, m-, p-メチル馬尿酸の分離 (2)

o-, m-, p-Methylhippuric acid (2)

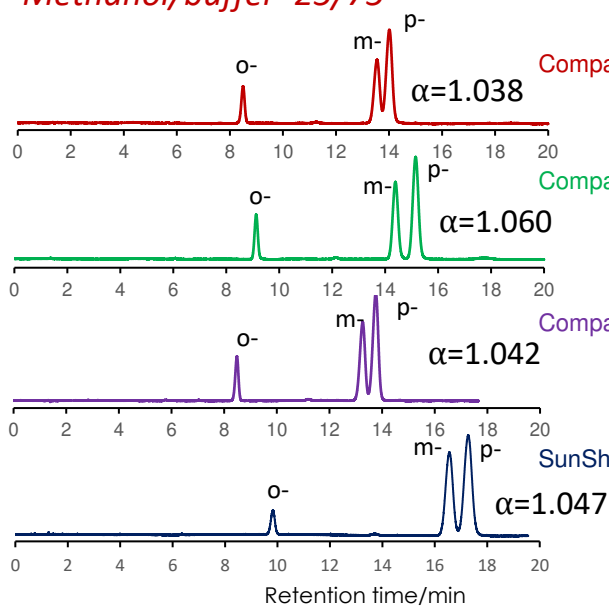
Kinetex Biphenyl 2.6 μm , 150 x 4.6 mm i.d.

Halo Biphenyl 2.7 μm , 150 x 4.6 mm i.d.

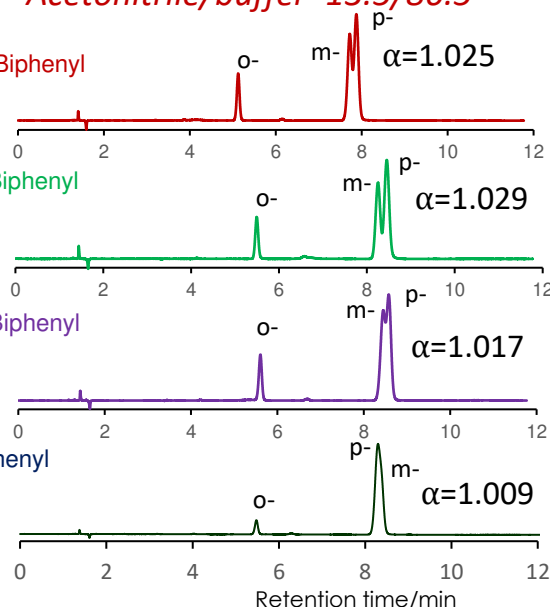
Raptor Biphenyl 2.7 μm , 150 x 4.6 mm i.d.

SunShell Biphenyl 2.6 μm , 150 x 4.6 mm i.d.

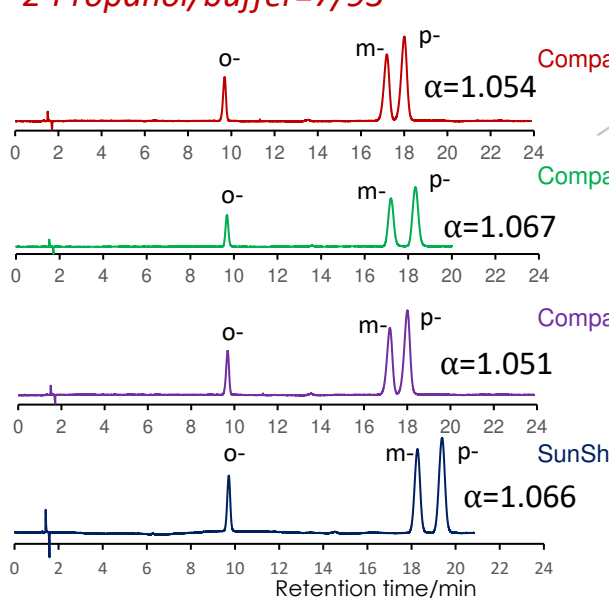
Methanol/buffer=25/75



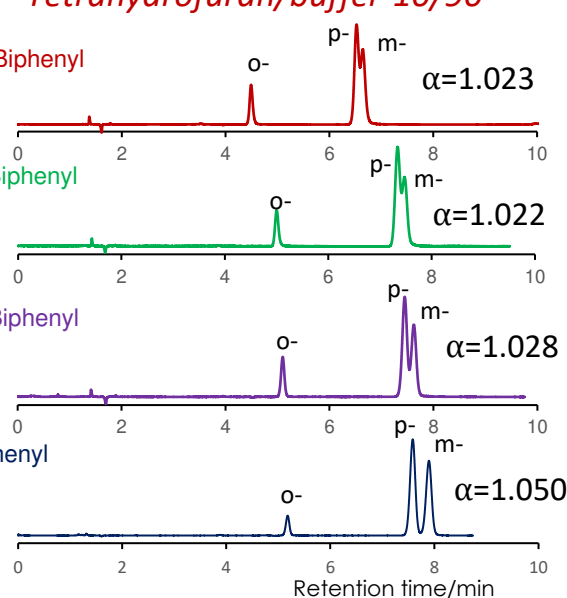
Acetonitrile/buffer=13.5/86.5



2-Propanol/buffer=7/93



Tetrahydrofuran/buffer=10/90



Column: Company A Biphenyl 2.6 μm 150 x 4.6 mm
Company B Biphenyl 2.7 μm 150 x 4.6 mm
Company C Biphenyl 2.7 μm 150 x 4.6 mm
SunShell Biphenyl 2.6 μm 150 x 4.6 mm

Mobile phase: Organic solvent/25 mM phosphate buffer pH3.0
Flow rate: 1.0 mL/min, 0.2 mL/min for only C30

Temperature: 40 °C

Detection: UV@230 nm

Sample: o-, m-, p-methylhippuric acid

