

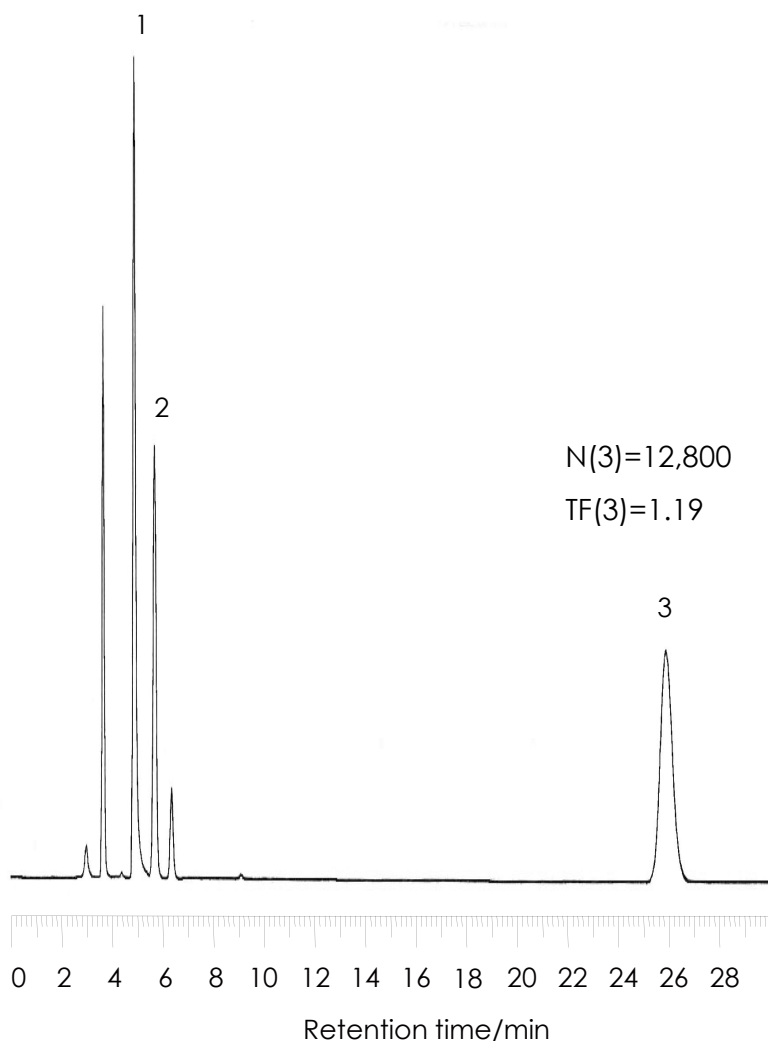
# Application Data

No. 1011A

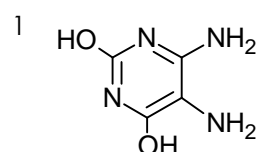
ChromaNik  
ChromaNik Technologies Inc.

## ルマジンと関連物質の分離

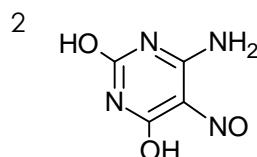
## Separation of Lumazine and Related Substances



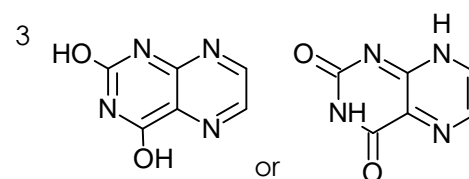
Sunniest RP-AQUA 5  $\mu$ m, 250 x 4.6 mm i.d.



5,6-diamino-2,4-pyrimidinediol



6-amino-5-nitroso-2,4-pyrimidinediol



Lumazine

N: Plate number

TF: USP Tailing factor

Column: Sunniest RP-AQUA 5  $\mu$ m, 250 x 4.6 mm

Mobile phase: 20mM Phosphate buffer pH6.0

Flow rate: 1.0 mL/min

Temperature: 40 °C

Detection: UV@250nm

Sample: 3=Lumazine