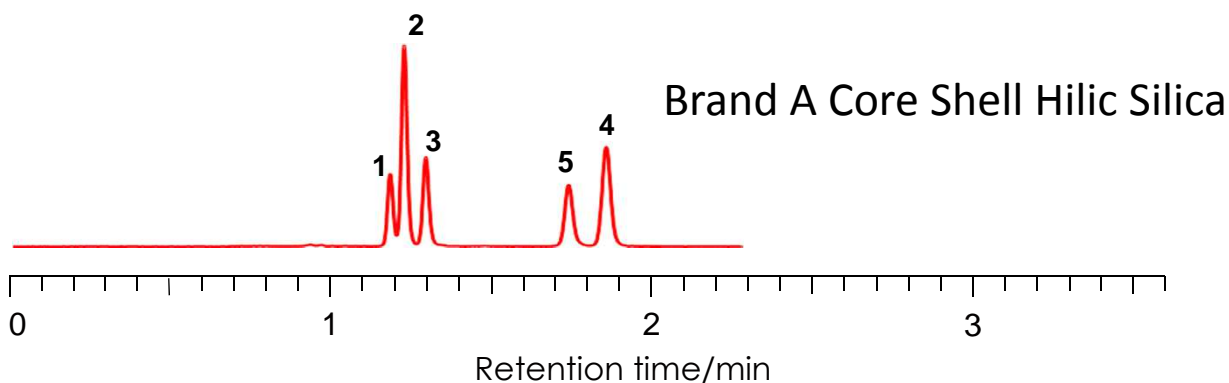
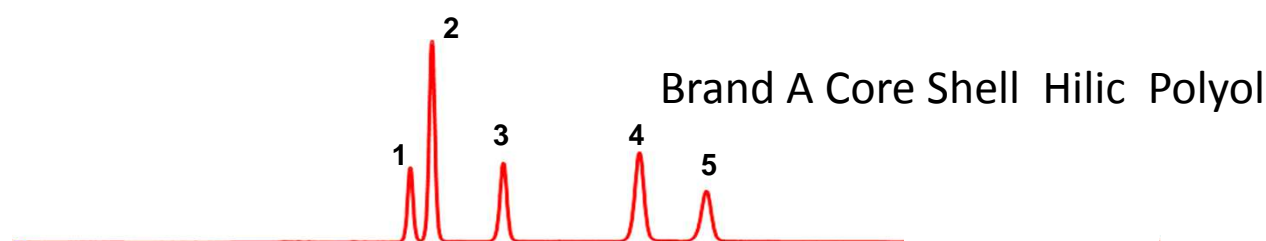
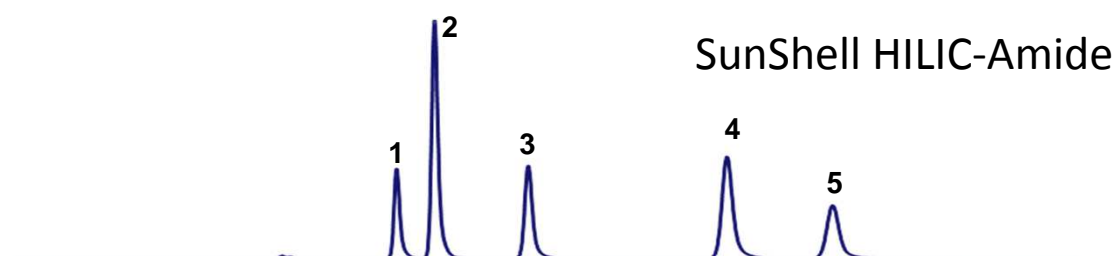


核酸塩基の分離比較

Nucleic acid bases

SunShell HILIC-Amide 2.6 μ m, 100 x 4.6 mm i.d.



Column:

SunShell HILIC-Amide 2.6 μ m, 100 x 4.6 mm

Brand A Core Shell Hilic Polyol 2.7 μ m, 100 x 4.6 mm

Brand A Core Shell Hilic Silica 2.7 μ m, 100 x 4.6 mm

Mobile phase: acetonitrile: 20 mM ammonium acetate(pH4.7) =8:2

Flow rate: 1.0 mL/min

Temperature: 40 °C

Detection: UV@250 nm

Sample: 1 = Thymine, 2 = Uracil, 3 = Uridine, 4 = Cytosine, 5 = Cytidine

