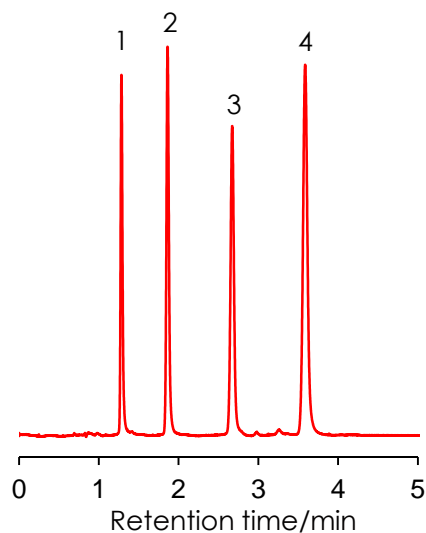


フラボノイド類の分離

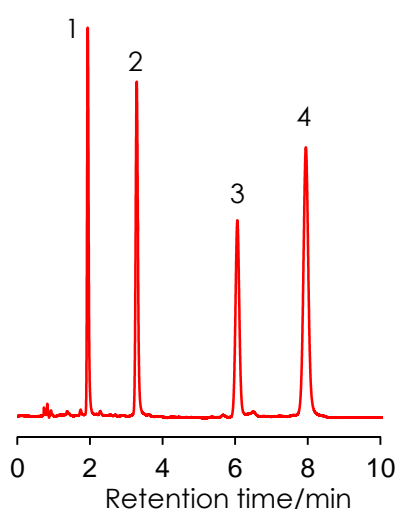
Flavonoids

SunShell C18 2.6 μ m, 100 x 4.6 mm i.d.

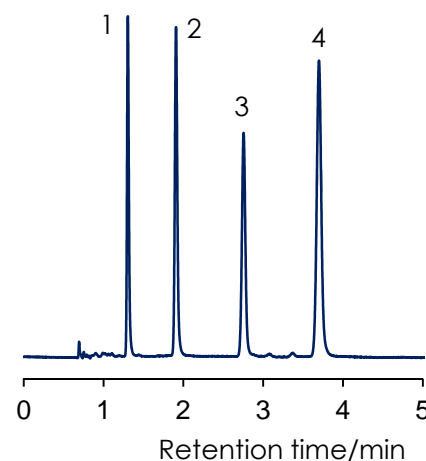
Acetonitrile:water:formic acid=35:65:0.1



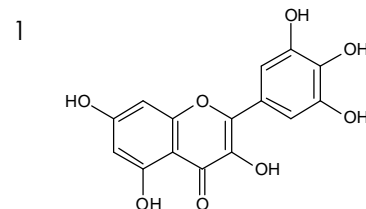
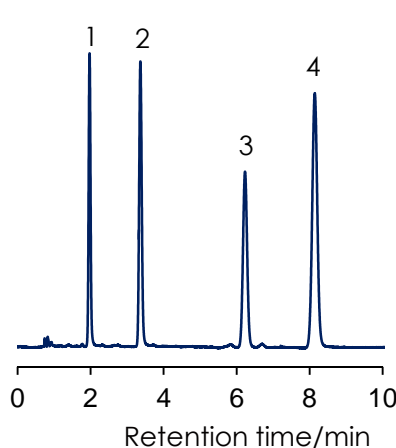
Methanol:water:formic acid=50:50:0.1



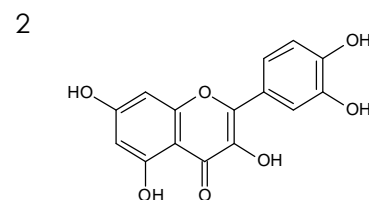
Acetonitrile:10mM phosphoric acid=35:65



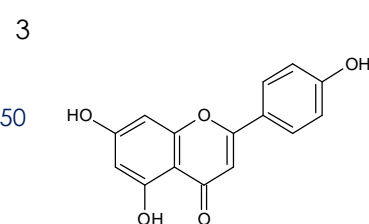
Methanol:10mM phosphoric acid=50:50



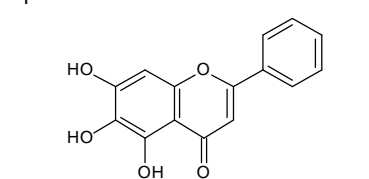
Myricetin



Quercetin



Apigenin



Baicalein

Column: SunShell C18 2.6 μ m, 100 x 4.6 mm

Mobile phase:

A) Acetonitrile:water:formic acid=35:65:0.1

B) Acetonitrile:10mM phosphoric acid=35:65

C) Methanol:water:formic acid=50:50:0.1

D) Methanol:10mM phosphoric acid=50:50

Flow rate: 1.0 mL / min

Temperature: 40 $^{\circ}$ C

Detection: UV@260 nm

Sample: 1 = Myricetin, 2 = Quercetin, 3 = Apigenin, 4 = Baicalein