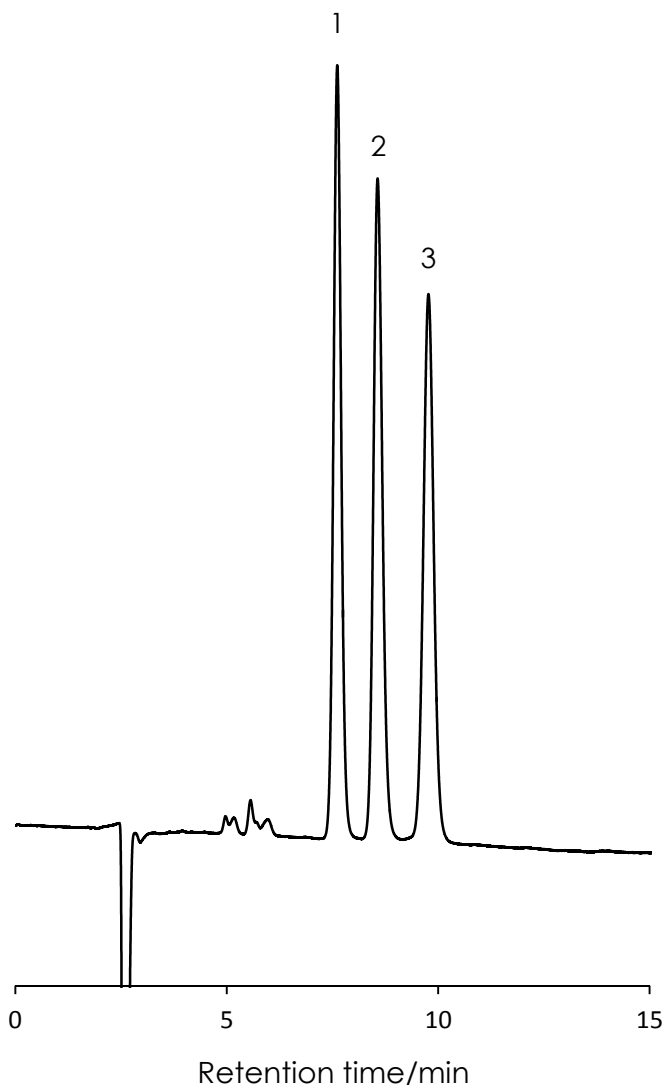


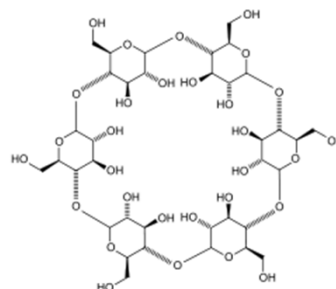
シクロデキストリンの分離

Cyclodextrin

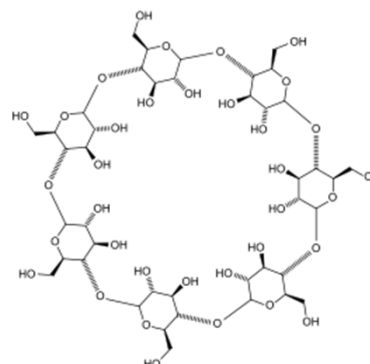
SunArmor NH2 5 μ m, 250 x 4.6 mm i.d.



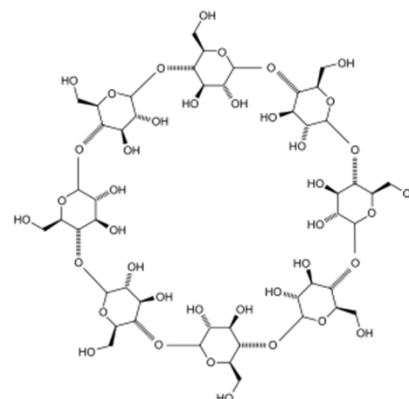
1. α -Cyclodextrin



2. β -Cyclodextrin



3. γ -Cyclodextrin



Column: SunArmor NH2 5 μ m, 250 x 4.6 mm

Mobile phase: Acetonitrile:Water = 60:40

Flow rate: 1.0 mL/min

Temperature: 25 $^{\circ}$ C

Detection: RI

Sample: 1= α -Cyclodextrin, 2= β -Cyclodextrin, 3= γ -Cyclodextrin