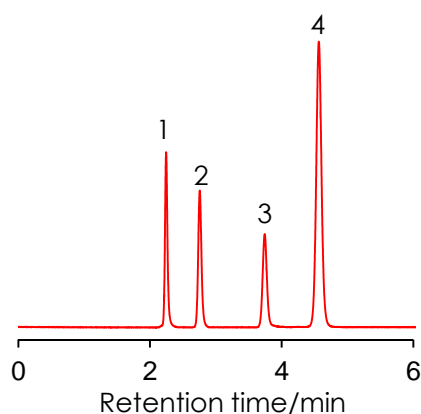


## 内分泌攪乱物質の分離 (2)

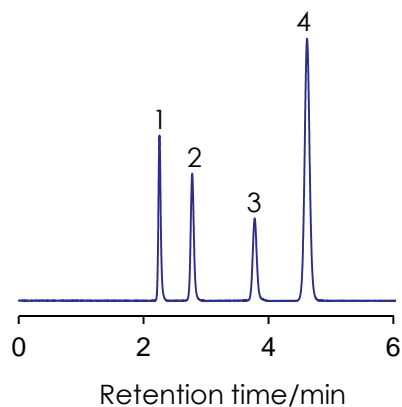
### Endocrine disruptors (2)

Sunniest C18 5  $\mu$ m, 150 x 4.6 mm i.d.

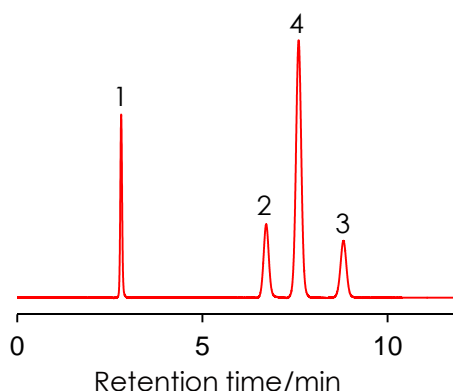
Acetonitrile:water:formic acid=60:40:0.04



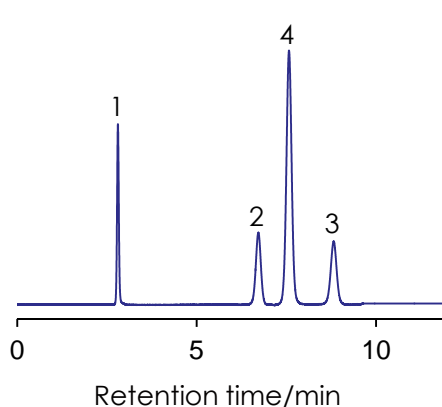
Acetonitrile:20 mM Potassium phosphate buffer (pH 3.0) = 60:40



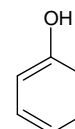
Methanol:water:formic acid = 60:40:0.04



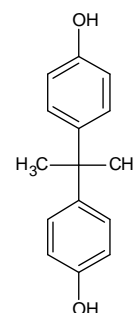
Methanol:20 mM Potassium phosphate buffer (pH 3.0) = 60:40



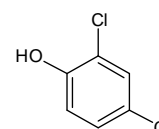
1. Phenol



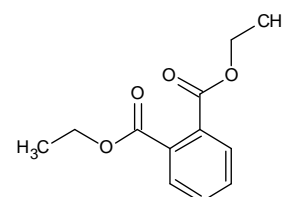
2. Bisphenol-A



3. 2,4-Dichlorophenol



4. Diethylphthalate



Column: Sunniest C18 5  $\mu$ m, 150 x 4.6 mm

Mobile phase:

A) Acetonitrile:water:formic acid=60:40:0.04

B) Acetonitrile:20 mM Potassium phosphate buffer (pH 3.0)=60:40

C) Methanol:water:formic acid=60:40:0.04

D) Methanol:20 mM Potassium phosphate buffer (pH 3.0)=60:40

Flow rate: 1.0 mL/min

Temperature: 40 °C

Detection: UV@280nm

Sample: 1 = Phenol, 2 = Bisphenol-A, 3 = 2,4-Dichlorophenol, 4 = Diethylphthalate