

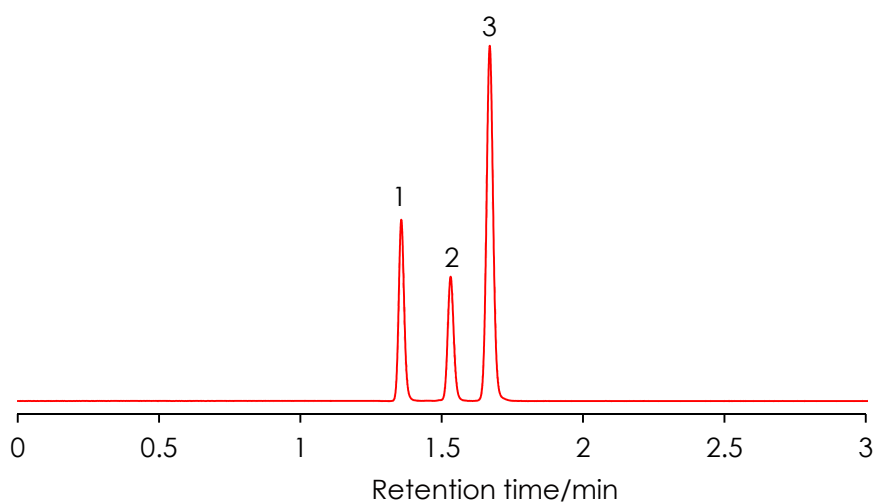
## 抗アンドロゲン薬と代謝物の分離 (2)

### Ethinylestradiol and its metabolites (2)

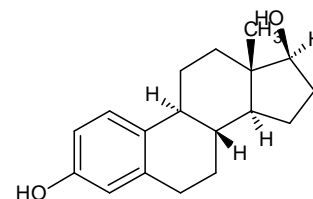
SunShell C18 2.6  $\mu\text{m}$ , 100 x 4.6 mm

Sunniest C18 5  $\mu\text{m}$ , 150 x 4.6 mm

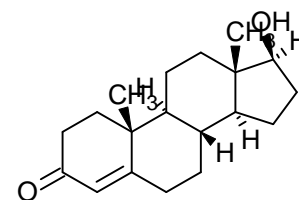
SunShell C18 2.6  $\mu\text{m}$ , 100 x 4.6 mm i.d.



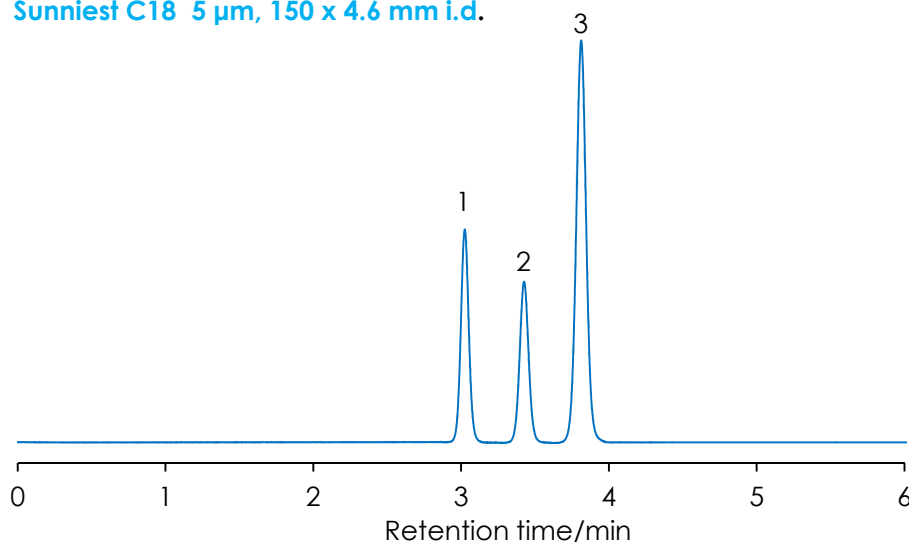
1.17 $\beta$ -Estradiol



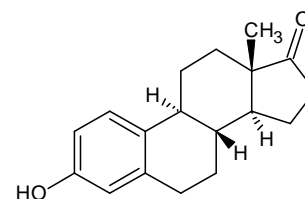
2.Testosterone



Sunniest C18 5  $\mu\text{m}$ , 150 x 4.6 mm i.d.



3.Estrone



Column: SunShell C18 2.6  $\mu\text{m}$ , 100 x 4.6 mm

Sunniest C18 5  $\mu\text{m}$ , 150 x 4.6 mm

Mobile phase: Acetonitrile:water = 60:40

Flow rate: 1.0 mL/min

Temperature: 40  $^{\circ}\text{C}$

Detection: UV@230nm

Sample: 1 = 17 $\beta$ -Estradiol, 2 = Testosterone, 3 = Estrone